

## Aggressor 10 Watt Lightbar Series

### SKU Range

B6SRLB10W2P	- 2 LED's
B6SRLB10W4P	- 4 LED's
B6SRLB10W6P	- 6 LED's
B6SRLB10W8P	- 8 LED's
B6SRLB10W10P	- 10 LED's
B6SRLB10W12P	- 12 LED's
B6SRLB10W14P	- 14 LED's
B6SRLB10W16P	- 16 LED's
B6SRLB10W18P	- 18 LED's
B6SRLB10W20P	- 20 LED's
B6SRLB10W24P	- 24 LED's



Aggressor 10 Watt 10 LED—B6SRLB10W10P shown

### About these Product's

10 Watt Genuine CREE LEDs have been selected for the Aggressor due to their quality and superior light output.

Polycarbonate lenses are up to 10 times more impact-resistant than plastic or glass lenses.

The heavy duty aluminium housings are powder coated for durability, they are shock proof and vibration resistant and built tough for the Australian outback climate and conditions.

Rated IP68 as “dust tight” and protected against complete, continuous submersion in water.

Deutsch Connectors are used to stop water ingress to the connections, the connectors are also sealed to the cable to provide strain relief.

Pulse width modulation (PWM) is a trait of a quality lightbar, the circuitry switches the LED's on and off at a rate much higher than the human eye can observe. This cycling ensures each chip is working to it's optimum. The benefit is the Light output is the highest possible, whilst running cooler and using less power.

The Aggressor series 10 Watt LED Lightbar is available in a range of sizes and beam patterns, the most popular is a Combo which offers a mix of Spot Lighting in the centre and Flood lighting on the ends providing good distance with width to see the sides of the road.

Base 6 have build a reputation for producing high quality LED products that will last the test of time. The use of quality materials, excellent R & D, attention to detail and quality assurance ensure your investment will provide years of trouble free use. We back this with a 5 year warranty for your piece of mind.



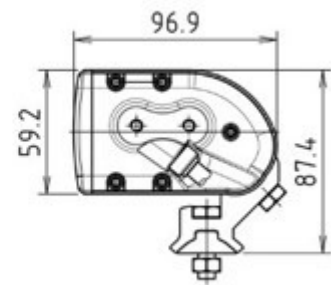
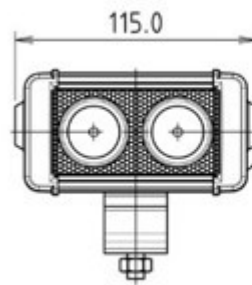
SKU:B6SRLB10W2P

## Aggressor 20 Watt LED Lightbar



### Features

- 10 watt genuine CREE LED chips
- Polycarbonate lenses
- Heavy Duty powder coated aluminium housings
- Deutsch Connector
- Multiple mounting options including fully adjustable sliding mounts allowing downward and rear mounting
- PWM Thermal and power management



Length	115mm
Lumen Output	1800
Voltage	9-32VDC
Current Draw	0.88 A @ 12v
Number of LEDs	2 x Cree LED Chip
Beam Angle	Spot, Flood, Combo
LED Wattage	10 watt
IP Rating	68
Working Temperature	-40°C to 50°C
Vibration (G)	8.6



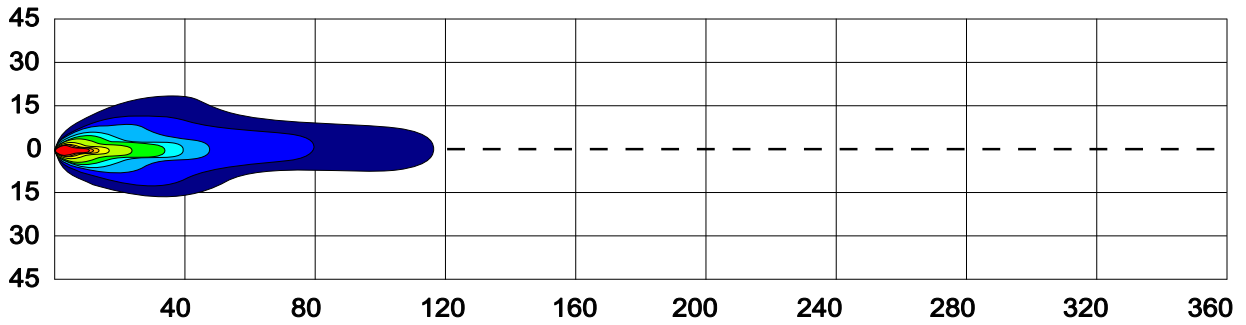
SKU:B6SRLB10W2P

## Aggressor 20 Watt LED Lightbar

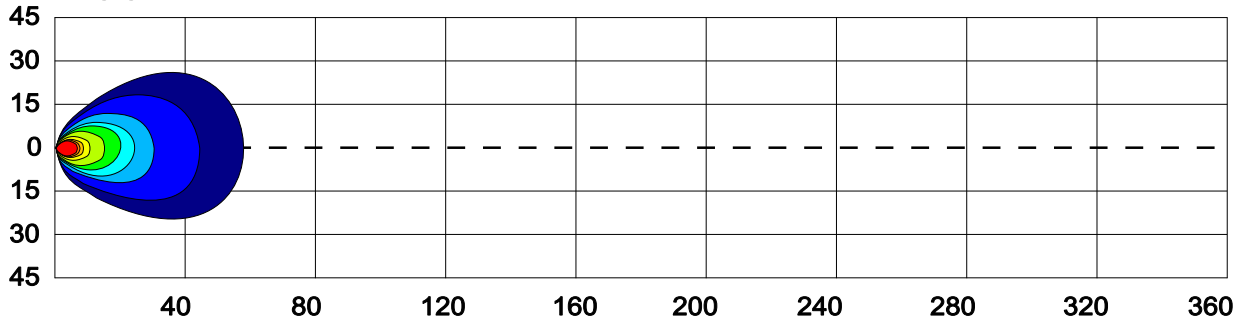


### Photometric Diagrams

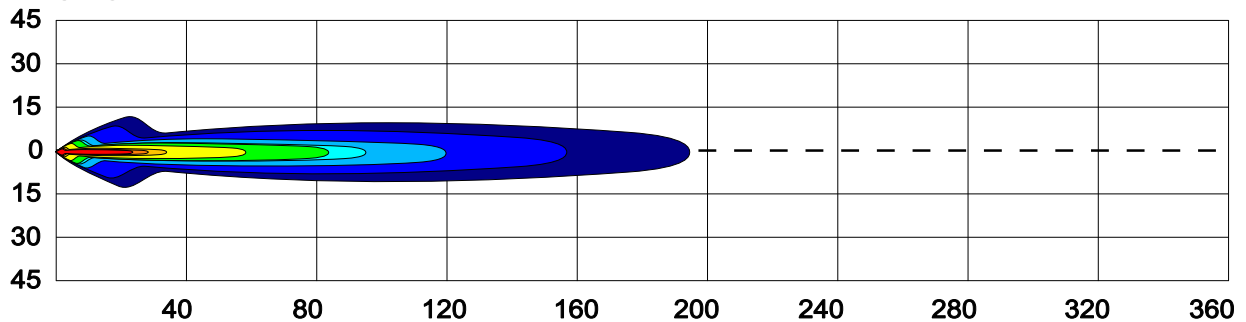
COMBO PATTERN



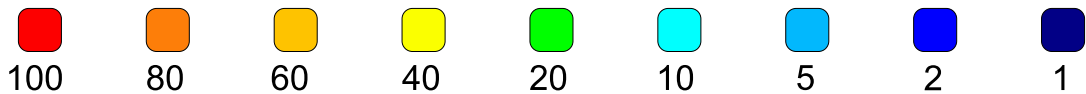
FLOOD PATTERN



SPOT PATTERN



### LUX LEVEL



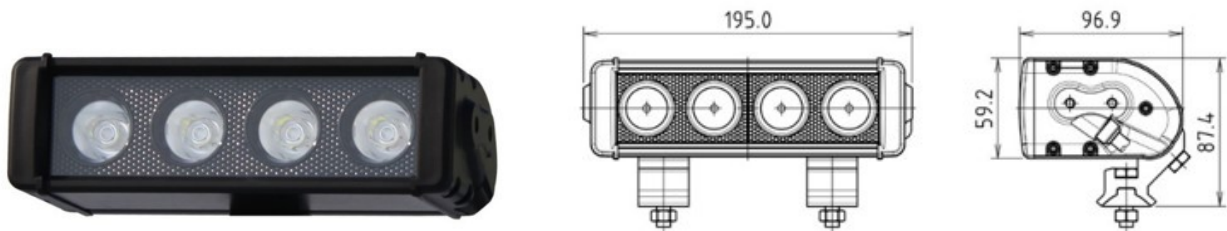
SKU:B6SRLB10W4P

## Aggressor 40 Watt LED Lightbar



### Features

- 10 watt genuine CREE LED chips
- Polycarbonate lenses
- Heavy Duty powder coated aluminium housings
- Deutsch Connector
- Multiple mounting options including fully adjustable sliding mounts allowing downward and rear mounting
- PWM Thermal and power management



Length	195mm
Lumen Output	3600
Voltage	9-32VDC
Current Draw	1.76 A @ 12v
Number of LEDs	4 x Cree LED Chip
Beam Angle	Spot, Flood, Combo
LED Wattage	10 watt
IP Rating	68
Working Temperature	-40°C to 50°C
Vibration (G)	8.6



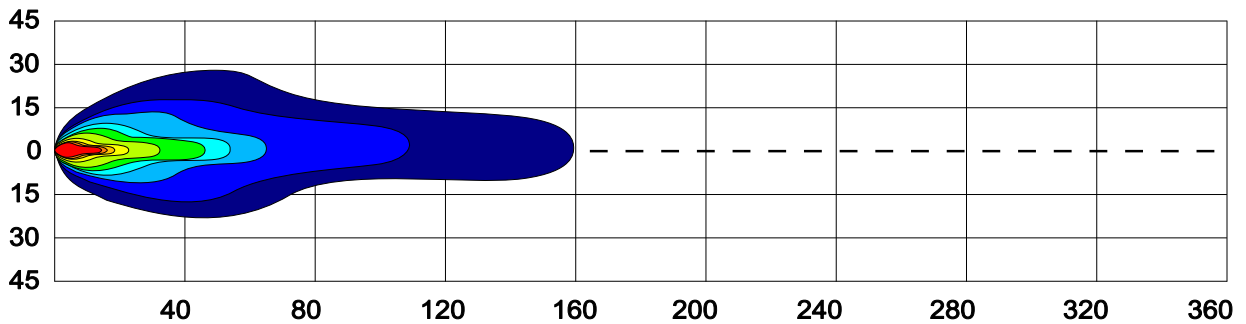
SKU:B6SRLB10W4P

## Aggressor 40 Watt LED Lightbar

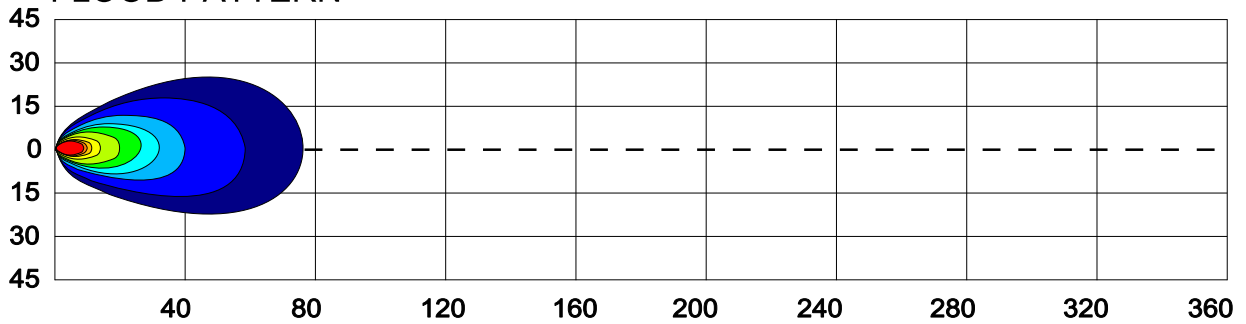


### Photometric Diagrams

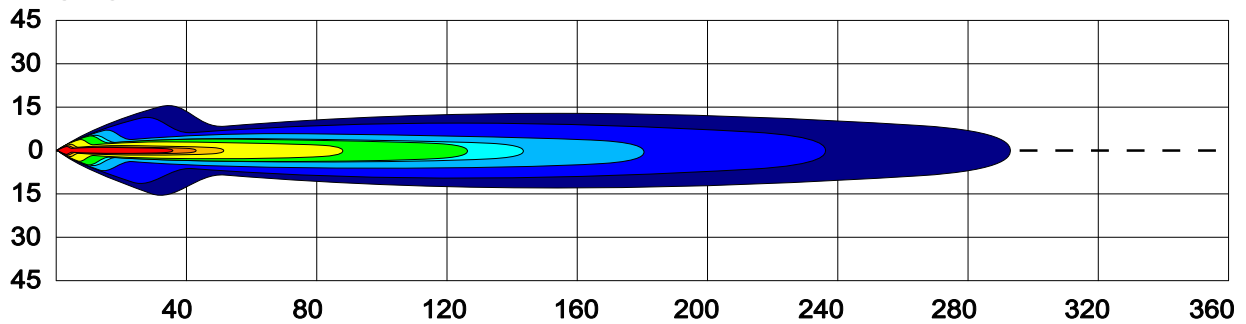
#### COMBO PATTERN




#### FLOOD PATTERN



#### SPOT PATTERN



#### LUX LEVEL



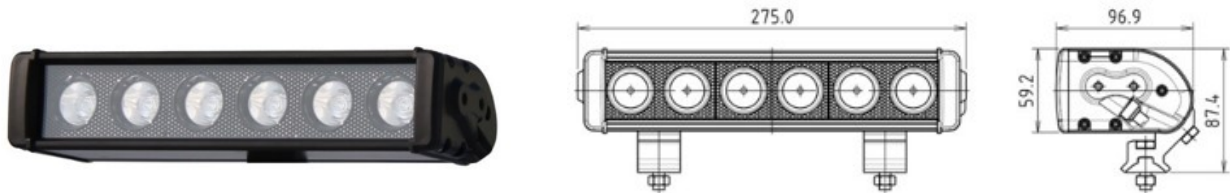
SKU:B6SRLB10W6P

## Aggressor 60 Watt LED Lightbar



### Features

- 10 watt genuine CREE LED chips
- Polycarbonate lenses
- Heavy Duty powder coated aluminium housings
- Deutsch Connector
- Multiple mounting options including fully adjustable sliding mounts allowing downward and rear mounting
- PWM Thermal and power management



Length	275mm
Lumen Output	5400
Voltage	9-32VDC
Current Draw	2.64 A @ 12v
Number of LEDs	6 x Cree LED Chip
Beam Angle	Spot, Flood, Combo
LED Wattage	10 watt
IP Rating	68
Working Temperature	-40°C to 50°C
Vibration (G)	8.6



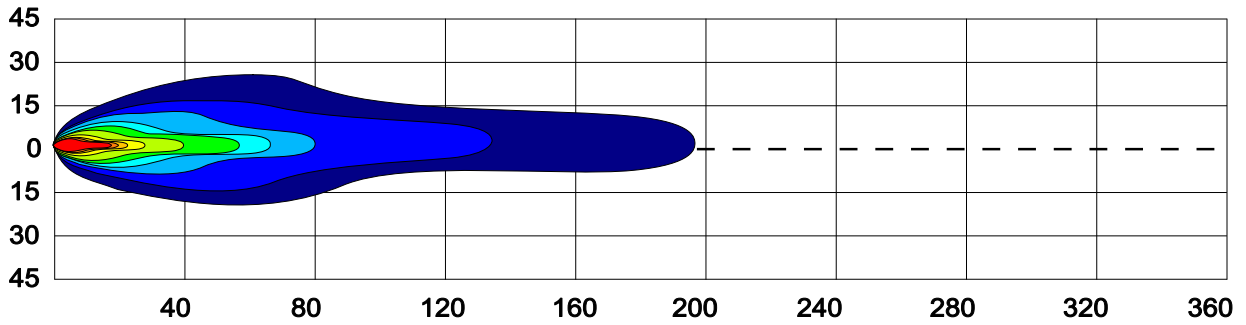
SKU:B6SRLB10W6P

## Aggressor 60 Watt LED Lightbar

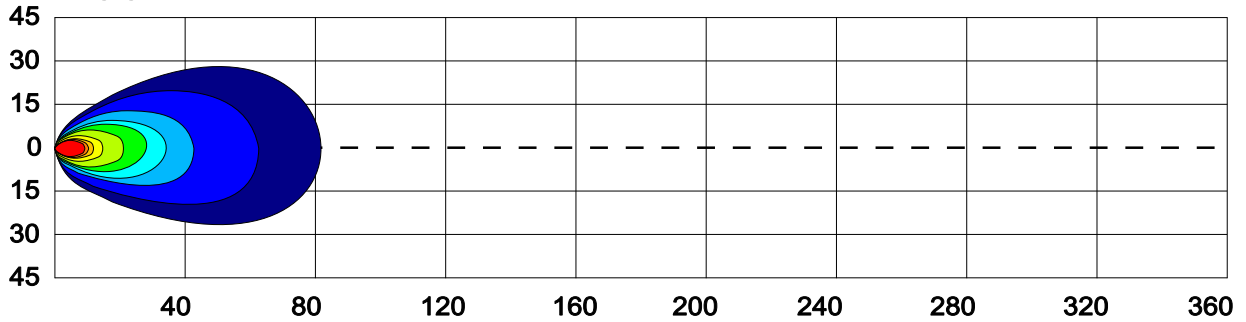


### Photometric Diagrams

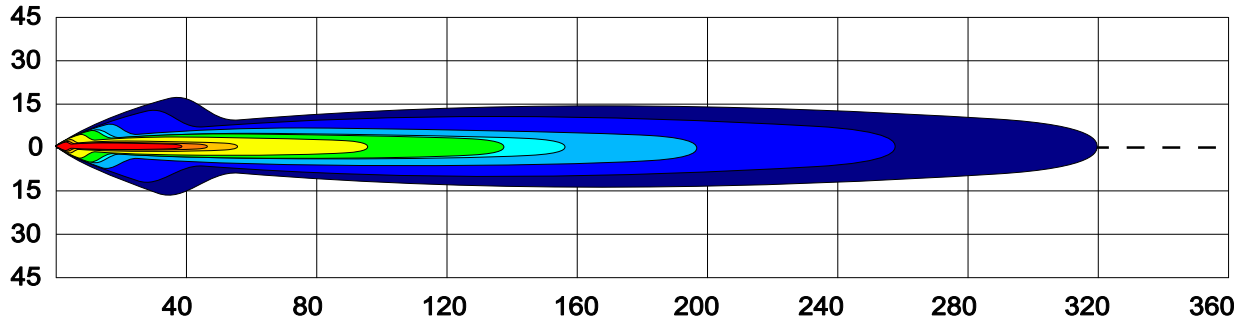
COMBO PATTERN



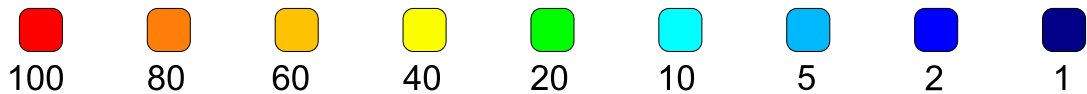
FLOOD PATTERN



SPOT PATTERN



### LUX LEVEL



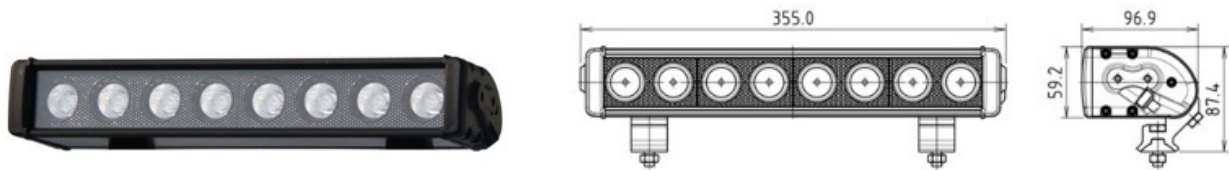
SKU:B6SRLB10W8P

## Aggressor 80 Watt LED Lightbar



### Features

- 10 watt genuine CREE LED chips
- Polycarbonate lenses
- Heavy Duty powder coated aluminium housings
- Deutsch Connector
- Multiple mounting options including fully adjustable sliding mounts allowing downward and rear mounting
- PWM Thermal and power management



Length	355mm
Lumen Output	7200
Voltage	9-32VDC
Current Draw	3.52 A @ 12v
Number of LEDs	8 x Cree LED Chip
Beam Angle	Spot, Flood, Combo
LED Wattage	10 watt
IP Rating	68
Working Temperature	-40°C to 50°C
Vibration (G)	8.6





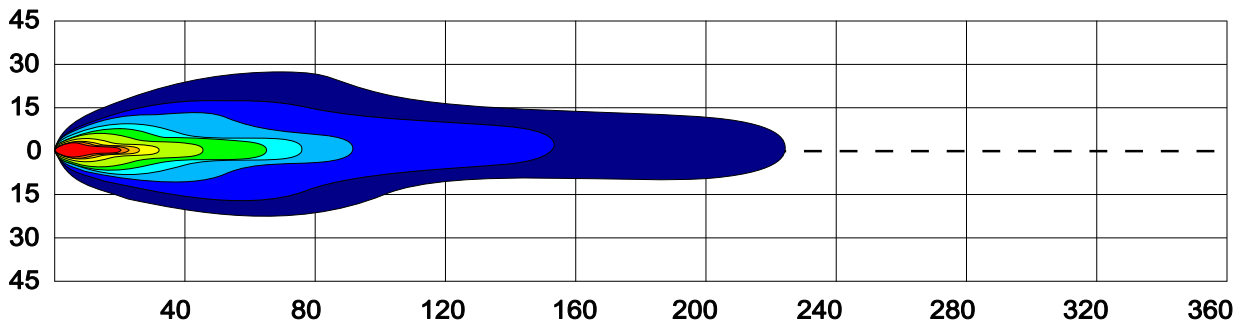
SKU:B6SRLB10W8P

## Aggressor 80 Watt LED Lightbar

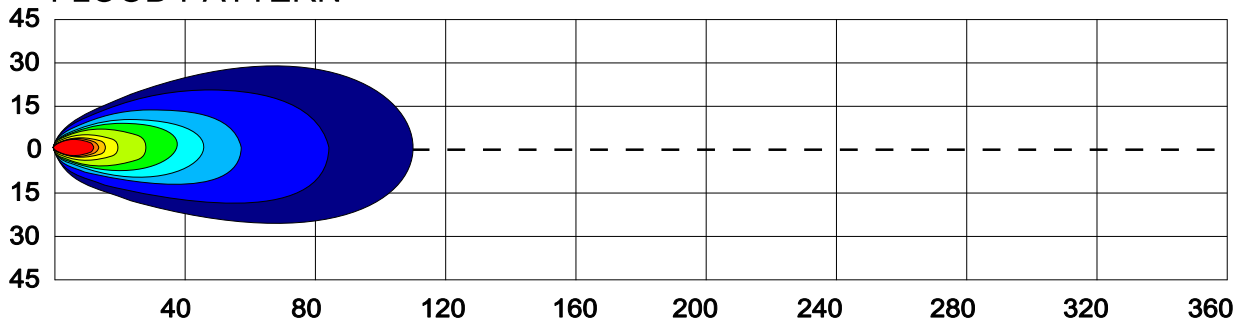


### Photometric Diagrams

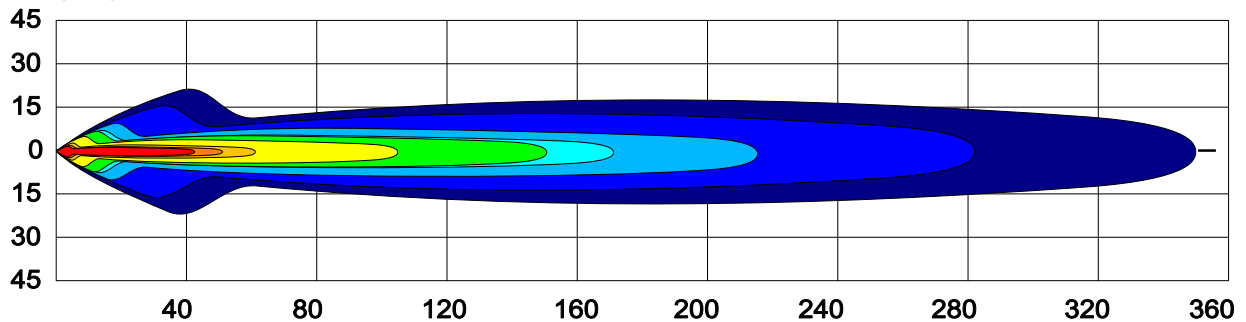
#### COMBO PATTERN



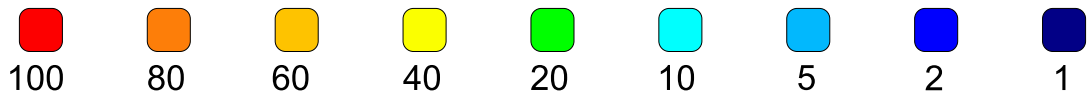
#### FLOOD PATTERN



#### SPOT PATTERN



#### LUX LEVEL



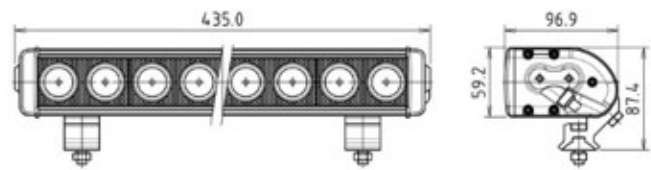
SKU:B6SRLB10W10P

## Aggressor 100 Watt LED Lightbar



### Features

- 10 watt genuine CREE LED chips
- Polycarbonate lenses
- Heavy Duty powder coated aluminium housings
- Deutsch Connector
- Multiple mounting options including fully adjustable sliding mounts allowing downward and rear mounting
- PWM Thermal and power management



Length	435mm
Lumen Output	9000
Voltage	9-32VDC
Current Draw	4.4 A @ 12v
Number of LEDs	10 x Cree LED Chip
Beam Angle	Spot, Flood, Combo
LED Wattage	10 watt
IP Rating	68
Working Temperature	-40°C to 50°C
Vibration (G)	8.6



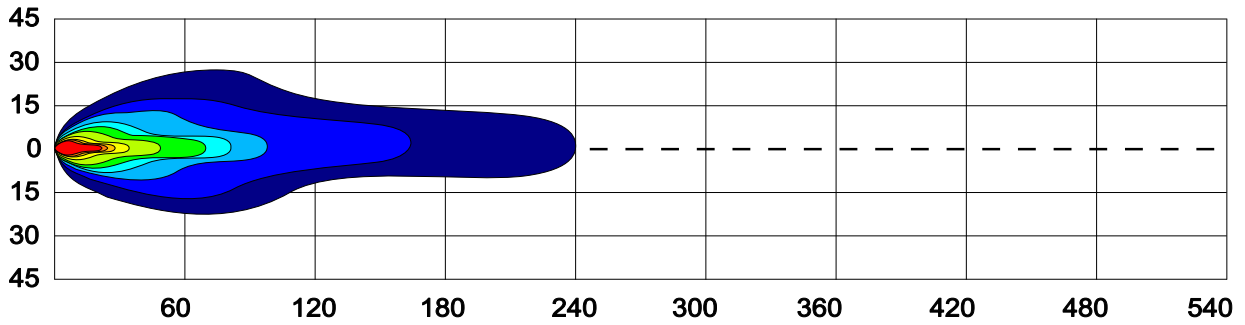
SKU:B6SRLB10W10P

## Aggressor 100 Watt LED Lightbar

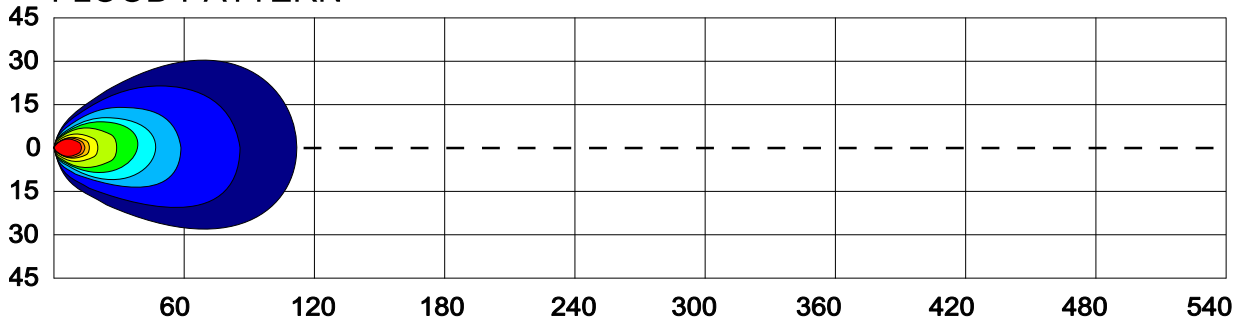


### Photometric Diagrams

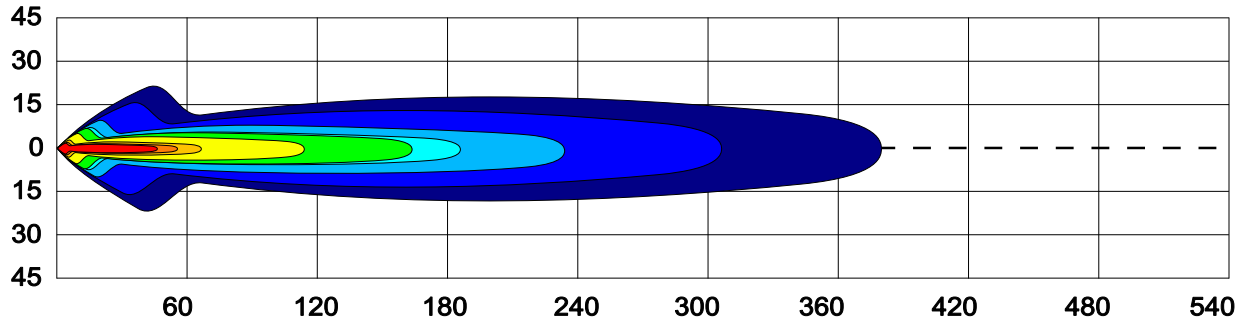
#### COMBO PATTERN



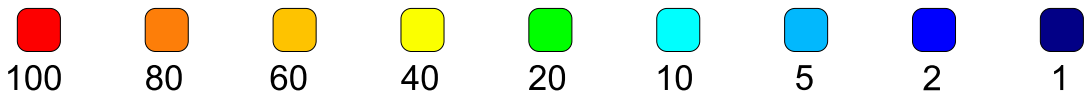
#### FLOOD PATTERN



#### SPOT PATTERN



#### LUX LEVEL



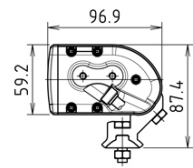
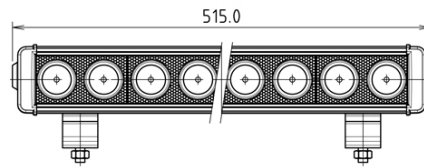
SKU:B6SRLB10W12P

## Aggressor 120 Watt LED Lightbar



### Features

- 10 watt genuine CREE LED chips
- Polycarbonate lenses
- Heavy Duty powder coated aluminium housings
- Deutsch Connector
- Multiple mounting options including fully adjustable sliding mounts allowing downward and rear mounting
- PWM Thermal and power management



Length	515mm
Lumen Output	10800
Voltage	9-32VDC
Current Draw	5.8 A @ 12v
Number of LEDs	12 x Cree LED Chip
Beam Angle	Spot, Flood, Combo
LED Wattage	10 watt
IP Rating	68
Working Temperature	-40°C to 50°C
Vibration (G)	8.6



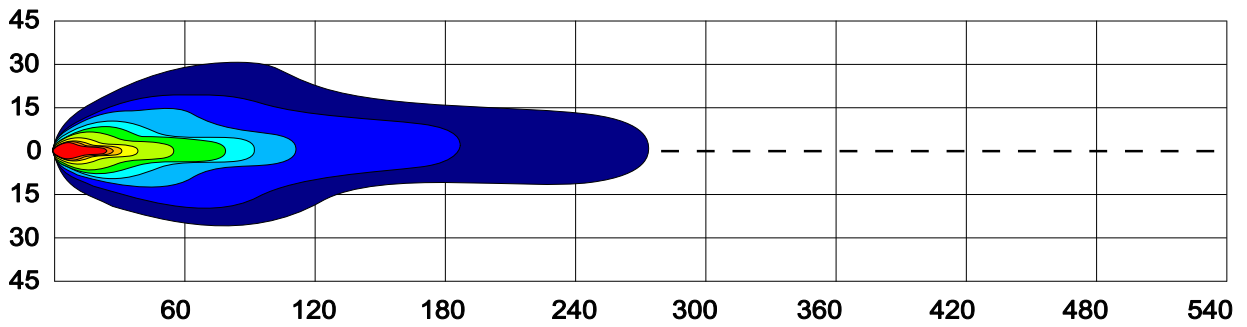
SKU:B6SRLB10W12P

## Aggressor 120 Watt LED Lightbar

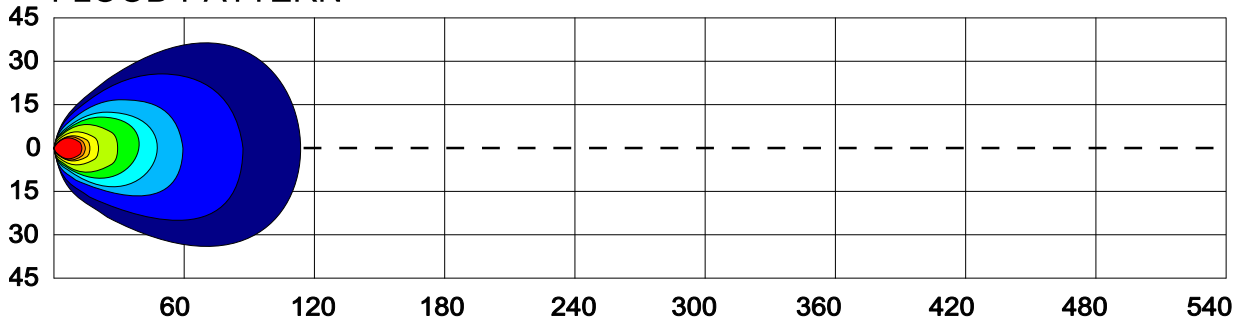


### Photometric Diagrams

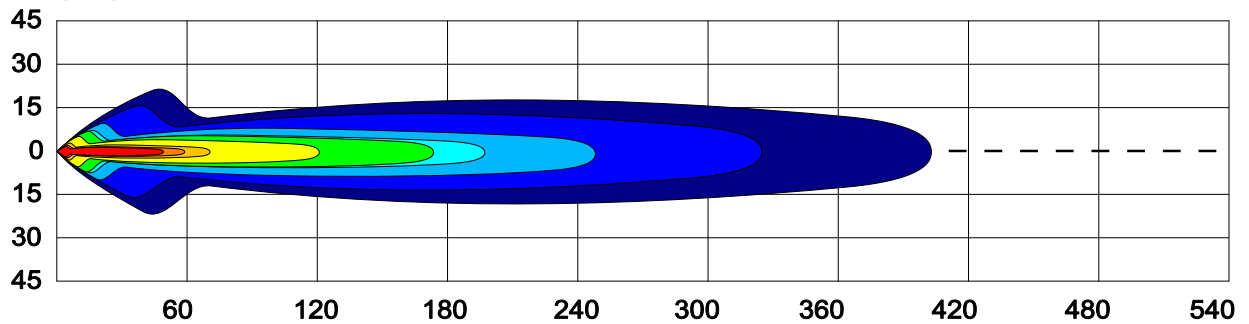
#### COMBO PATTERN



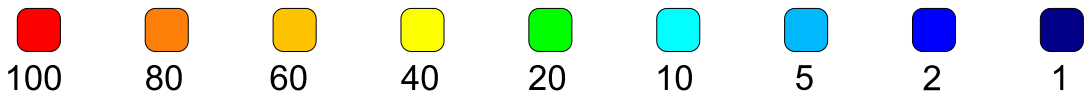
#### FLOOD PATTERN



#### SPOT PATTERN



#### LUX LEVEL



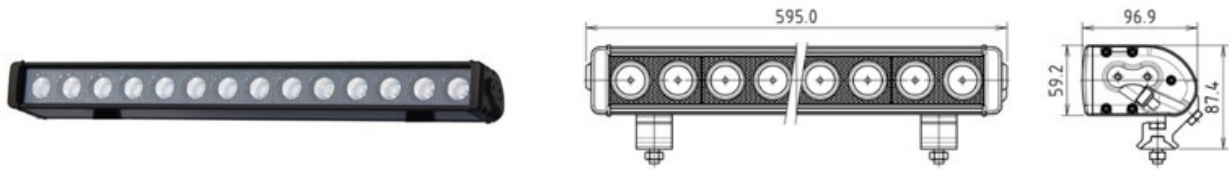
SKU:B6SRLB10W14P

## Aggressor 140 Watt LED Lightbar



### Features

- 10 watt genuine CREE LED chips
- Polycarbonate lenses
- Heavy Duty powder coated aluminium housings
- Deutsch Connector
- Multiple mounting options including fully adjustable sliding mounts allowing downward and rear mounting
- PWM Thermal and power management



Length	595mm
Lumen Output	12600
Voltage	9-32VDC
Current Draw	6.16 A @ 12v
Number of LEDs	14 x Cree LED Chip
Beam Angle	Spot, Flood, Combo
LED Wattage	10 watt
IP Rating	68
Working Temperature	-40°C to 50°C
Vibration (G)	8.6



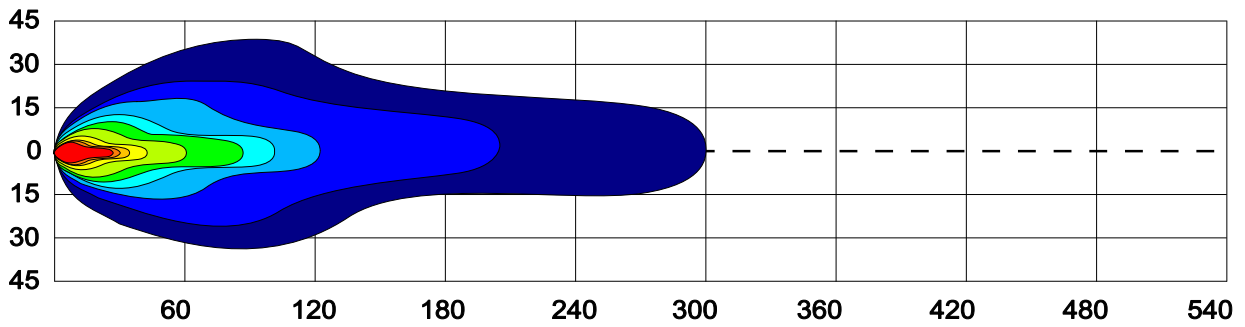
SKU:B6SRLB10W14P

## Aggressor 140 Watt LED Lightbar

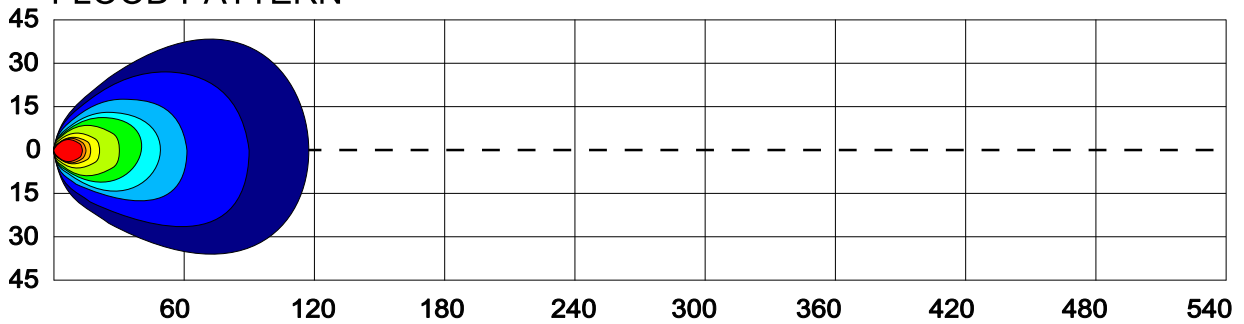


### Photometric Diagrams

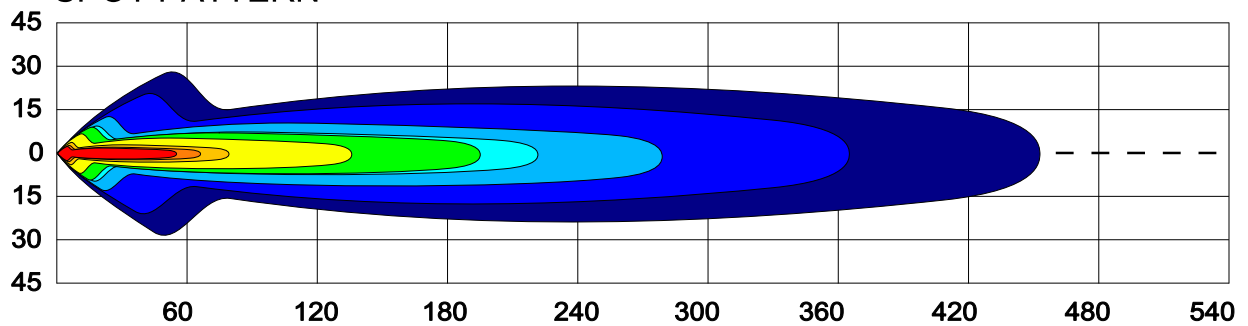
COMBO PATTERN




FLOOD PATTERN



SPOT PATTERN



LUX LEVEL



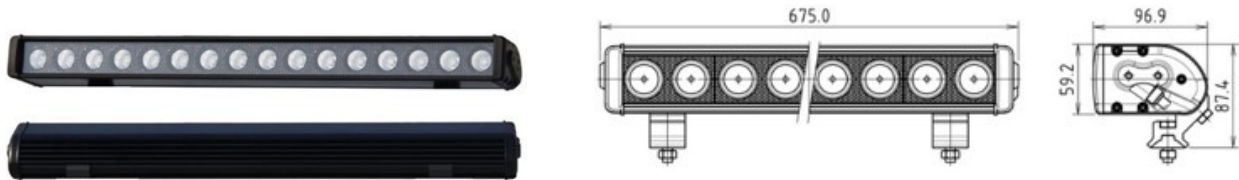
SKU:B6SRLB10W16P

## Aggressor 160 Watt LED Lightbar



### Features

- 10 watt genuine CREE LED chips
- Polycarbonate lenses
- Heavy Duty powder coated aluminium housings
- Deutsch Connector
- Multiple mounting options including fully adjustable sliding mounts allowing downward and rear mounting
- PWM Thermal and power management



Length	675mm
Lumen Output	14400
Voltage	9-32VDC
Current Draw	7.04 A @ 12v
Number of LEDs	16 x Cree LED Chip
Beam Angle	Spot, Flood, Combo
LED Wattage	10 watt
IP Rating	68
Working Temperature	-40°C to 50°C
Vibration (G)	8.6





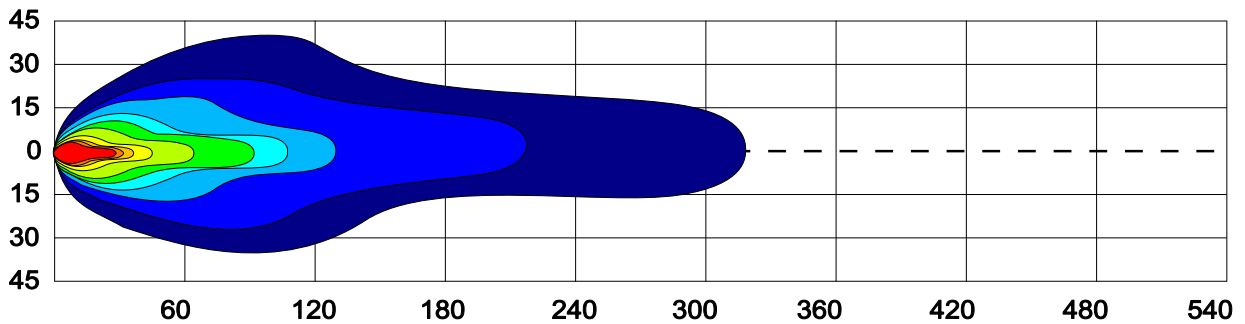
SKU:B6SRLB10W16P

## Aggressor 160 Watt LED Lightbar

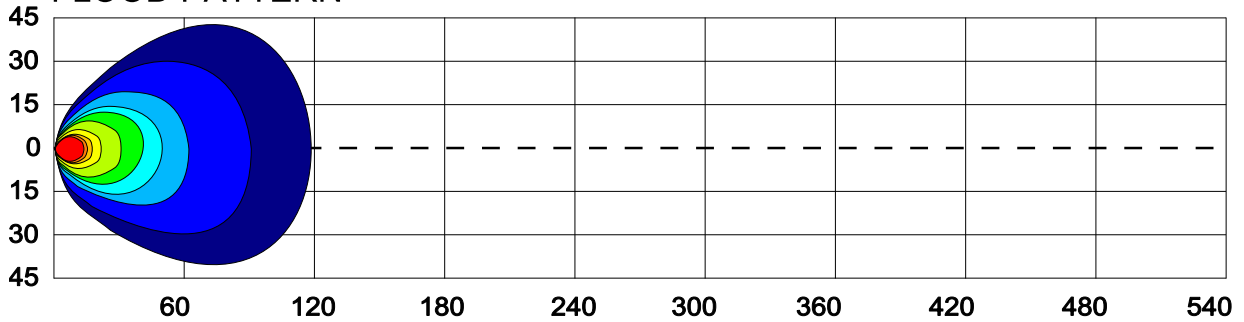


### Photometric Diagrams

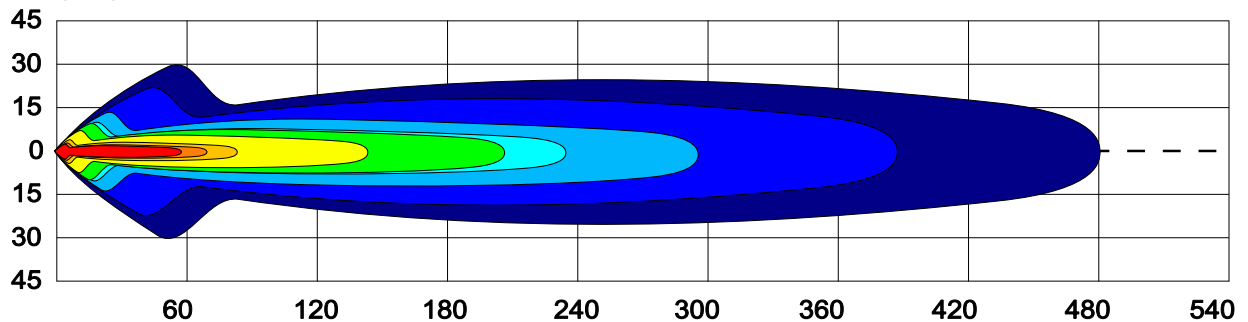
COMBO PATTERN



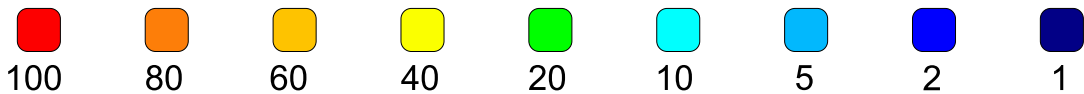
FLOOD PATTERN



SPOT PATTERN



### LUX LEVEL



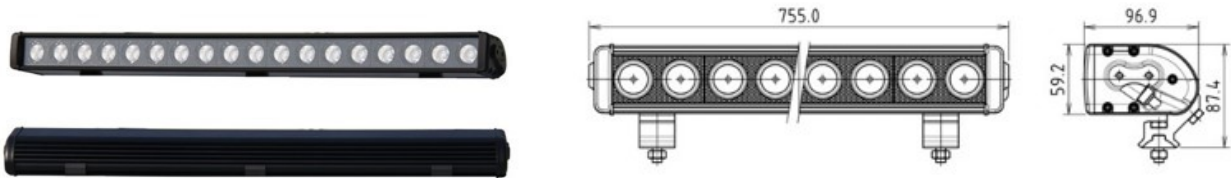
SKU:B6SRLB10W18P

## Aggressor 180 Watt LED Lightbar



### Features

- 10 watt genuine CREE LED chips
- Polycarbonate lenses
- Heavy Duty powder coated aluminium housings
- Deutsch Connector
- Multiple mounting options including fully adjustable sliding mounts allowing downward and rear mounting
- PWM Thermal and power management



Length	755mm
Lumen Output	16200
Voltage	9-32VDC
Current Draw	7.92 A @ 12v
Number of LEDs	18 x Cree LED Chip
Beam Angle	Spot, Flood, Combo
LED Wattage	10 watt
IP Rating	68
Working Temperature	-40°C to 50°C
Vibration (G)	8.6



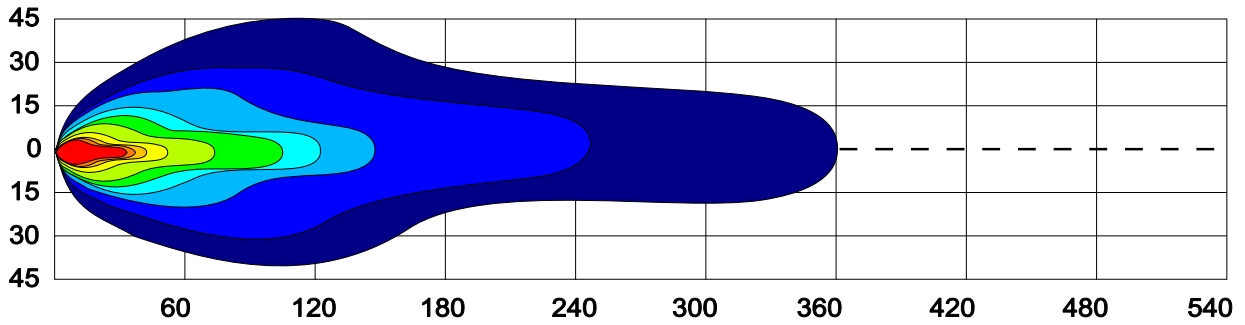
SKU:B6SRLB10W18P

## Aggressor 180 Watt LED Lightbar

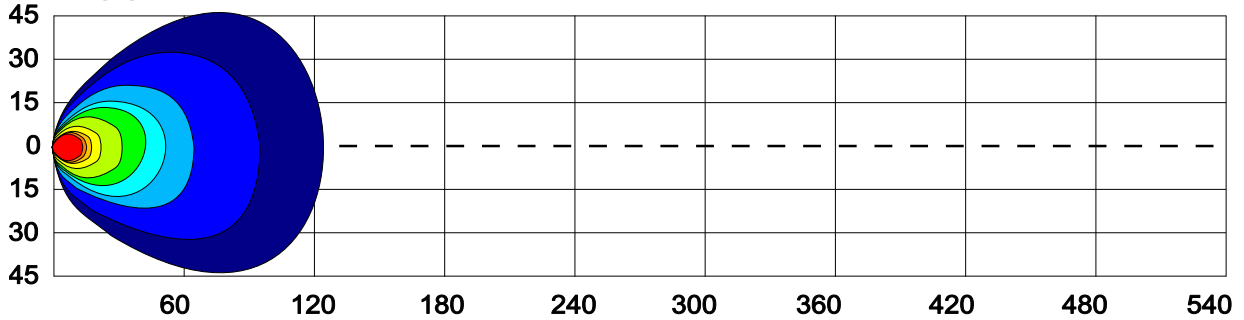


### Photometric Diagrams

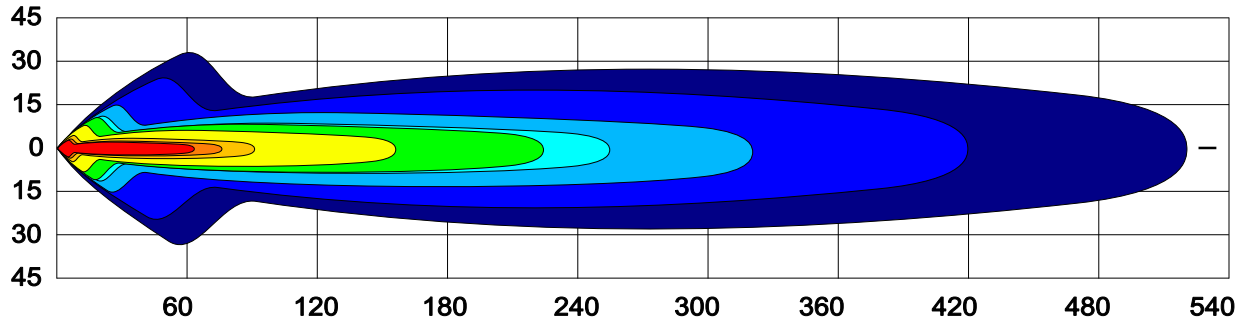
COMBO PATTERN



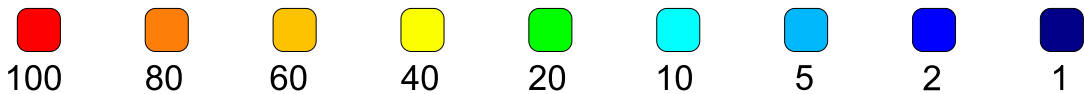
FLOOD PATTERN



SPOT PATTERN



### LUX LEVEL



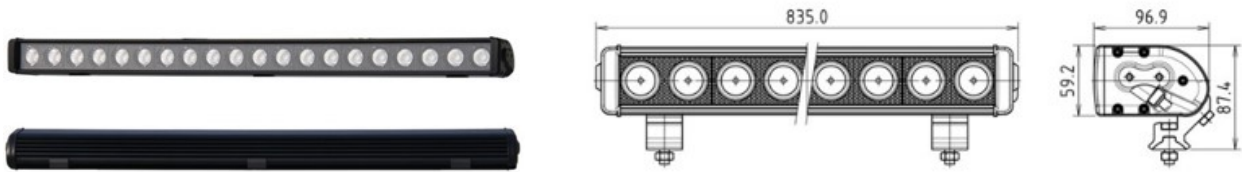
SKU:B6SRLB10W20P

## Aggressor 200 Watt LED Lightbar



### Features

- 10 watt genuine CREE LED chips
- Polycarbonate lenses
- Heavy Duty powder coated aluminium housings
- Deutsch Connector
- Multiple mounting options including fully adjustable sliding mounts allowing downward and rear mounting
- PWM Thermal and power management



Length	835mm
Lumen Output	18000
Voltage	9-32VDC
Current Draw	8.8 A @ 12v
Number of LEDs	20 x Cree LED Chip
Beam Angle	Spot, Flood, Combo
LED Wattage	10 watt
IP Rating	68
Working Temperature	-40°C to 50°C
Vibration (G)	8.6



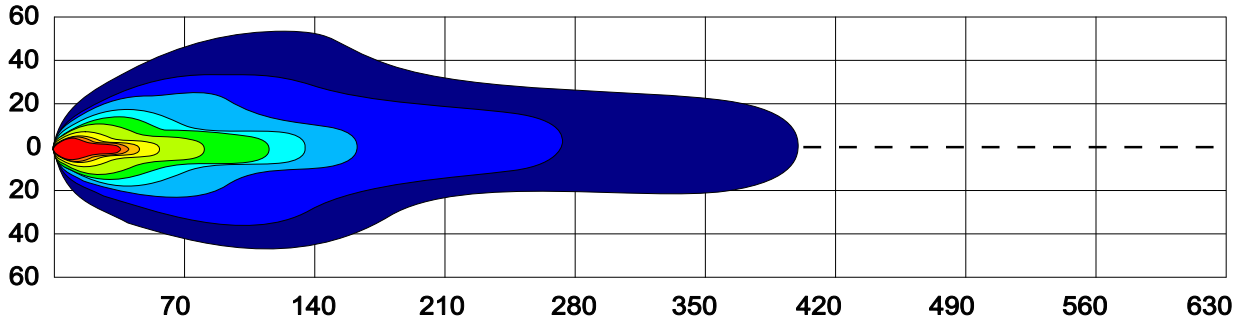
SKU:B6SRLB10W20P

## Aggressor 200 Watt LED Lightbar

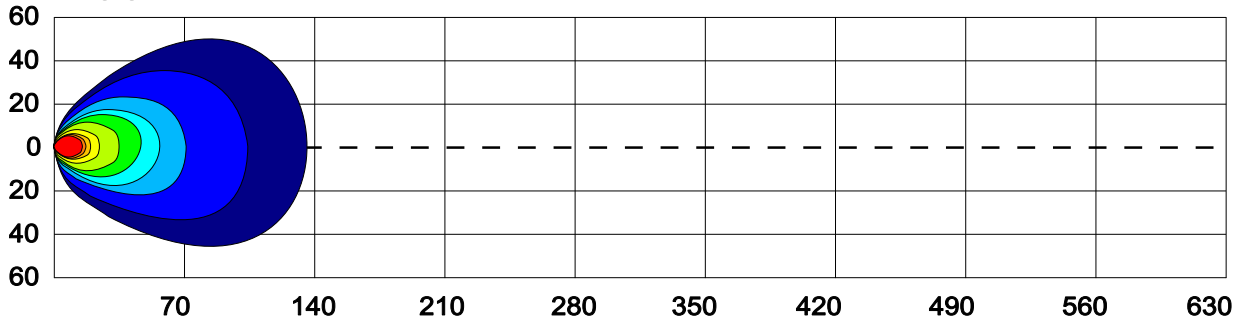


### Photometric Diagrams

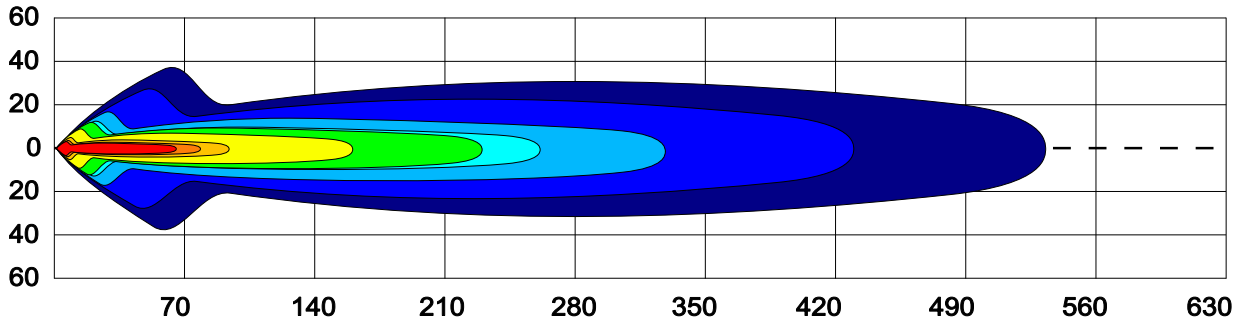
COMBO PATTERN



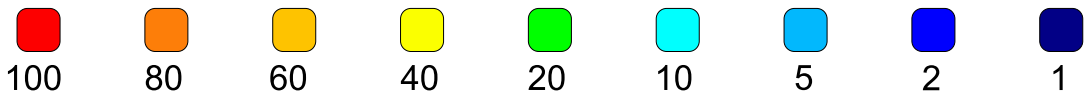
FLOOD PATTERN



SPOT PATTERN



### LUX LEVEL



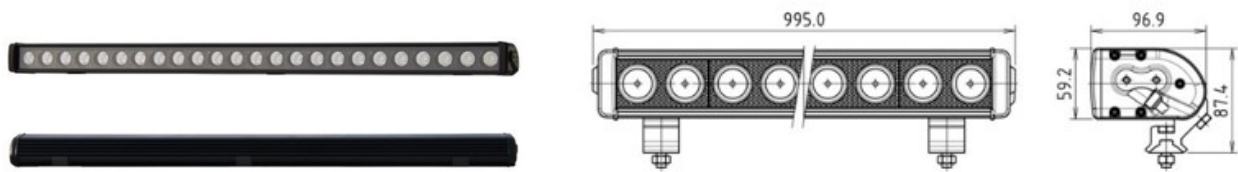
SKU:B6SRLB10W24P

## Aggressor 240 Watt LED Lightbar



### Features

- 10 watt genuine CREE LED chips
- Polycarbonate lenses
- Heavy Duty powder coated aluminium housings
- Deutsch Connector
- Multiple mounting options including fully adjustable sliding mounts allowing downward and rear mounting
- PWM Thermal and power management



Length	995mm
Lumen Output	21600
Voltage	9-32VDC
Current Draw	10.56 A @ 12v
Number of LEDs	24 x Cree LED Chip
Beam Angle	Spot, Flood, Combo
LED Wattage	10 watt
IP Rating	68
Working Temperature	-40°C to 50°C
Vibration (G)	8.6



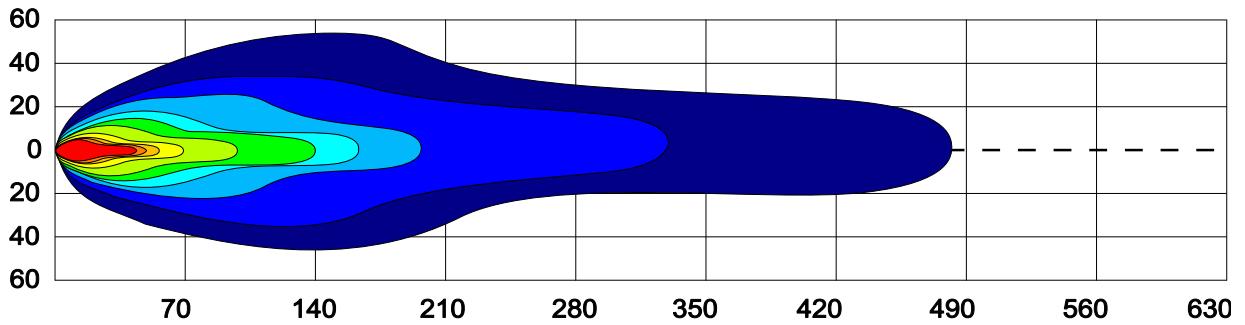
SKU:B6SRLB10W24P

## Aggressor 240 Watt LED Lightbar

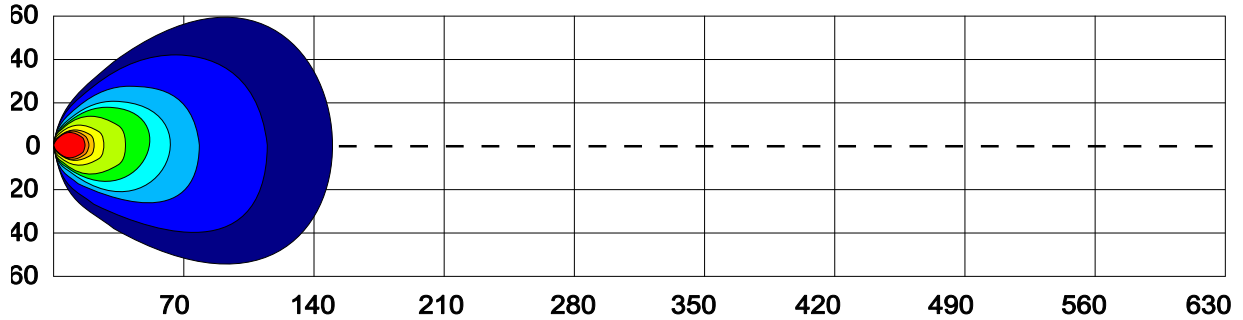


### Photometric Diagrams

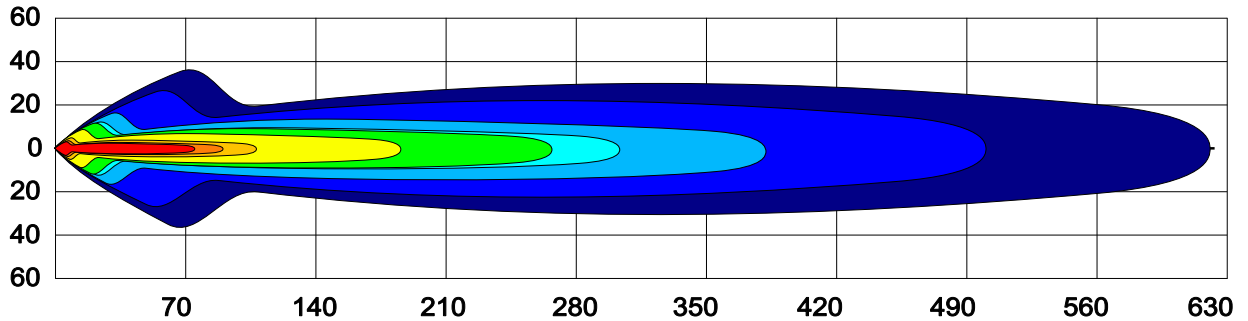
COMBO PATTERN



FLOOD PATTERN



SPOT PATTERN



### LUX LEVEL

